



THE LAWS OF THE GAME OF RUGBY UNION

REFEREE SIGNALS


The use of referee signals is recommended in order to help the referee communicate with players and spectators.



1. Penalty Kick
Shoulders parallel with touch-line. Arm angled up, pointing towards non-offending team.



2. Free Kick
Shoulders parallel with touch-line. Arm bent square at elbow, upper arm pointing towards non-offending team.



3. Try and Penalty Try
Referee's back to dead ball line. Arm raised vertically.




4. Advantage
Arm outstretched, waist high, towards non-offending team, for a period of approximately five seconds.



5. Scrum awarded
Shoulders parallel with touch-line. Arm horizontal pointing towards team to throw in the ball.



6. Forming a scrum
Elbows bent, hands above head fingers touching.



7. Throw-forward/forward pass
Hands gesture as if passing an imaginary ball forward.



8. Knock-on
Arm out-stretched with open hand above head, and moves backwards and forwards.




9. Not releasing ball immediately in the tackle
Both hands are close to the chest, as if holding an imaginary ball.



10. Tackler not releasing tackled player
Arms brought together as if grasping a player and then opening as if releasing a player.



11. Tackler or tackled player not rolling away
A circular movement with the finger and arm moving away from the body.



12. Entering tackle from wrong direction
Arm held horizontal then sweep of the arm in a semi-circle.



13. Intentionally falling over on a player
Curved arm makes gesture to imitate action of falling player. Signal is made in direction in which offending player fell.



14. Diving to ground near tackle.
Straight arm gesture, pointing downwards to imitate diving action.



15. Unplayable ball at ruck or tackle
Award of scrum to team moving forward at time of stoppage. Shoulders parallel with the touch-line, arm horizontal pointing towards the team to throw in the ball, then pointing the arm and hand towards the other team's goal-line whilst moving it backwards and forwards.




16. Unplayable ball in maul
Arm out to award scrum to side not in possession at maul commencement. Other arm out as if signalling advantage and then swing it across body with hand ending on opposite shoulder.



17. Joining a ruck or a maul in front of the back foot and from the side
The hand and arm are held horizontally moving sideways.



18. Intentionally collapsing ruck or maul
Both arms at shoulder height as if bound around opponent. Upper body is lowered and twisted as if pulling down opponent who is on top.



19. Prop pulling down opponent
Clenched fist, and arm bent. Gesture imitates pulling opponent down.




20. Prop pulling opponent on
Clenched fist, and arm straight, at shoulder height. Gesture imitates pulling opponent on.




21. Wheeling scrum more than 90 degrees
Rotating index finger, above the head.




22. Foot-up by front-row player.
Foot raised, foot touched.



23. Throw-in at scrum not straight
Hands at knee level imitating action of
throw-in not straight.




24. Failure to bind fully
One arm out-stretched as if binding. Other
hand moves up and down arm to indicate
the extent of a full bind.



25. Handling ball in ruck or scrum
Hand at ground level, making sweeping action, as if handling the ball.



26. Throw-in at line-out not straight
Shoulders parallel with touch-line. Hand above head indicates the path of the ball, not straight.



27. Closing gaps in line-out
Both hands at eye level, pointing up, palms inward. Hands meet in squeezing action.



28. Barging in line-out
Arm horizontal, elbow pointing out. Arm and shoulder move outwards as if barging opponent.



29. Leaning on player in line-out
Arm horizontal, bent at elbow, palm down. Downward gesture.




30. Pushing opponent in line-out
Both hands at shoulder level, with palms outward, making pushing gesture.



31. Early lifting and lifting in line-out
Both fists clenched in front, at waist level, making lifting gesture.



32. Off-side at line-out
Hand and arm move horizontally across chest, towards offence.



33. Obstruction in general play
Arms crossed in front of chest at right angles to each other, like open scissors.




34. Off-side at scrum, ruck or maul
Shoulders parallel with touch-line. Arm hanging straight down, swings in arc along off-side line.




35. Off-side choice: penalty kick or scrum
One arm as for penalty kick. Other arm points to place where scrum may be taken instead of kick.



36. Off-side under 10-metre Law or not 10 metres at penalty and free kicks
Both hands held open above head.




37. High Tackle (foul play)
Hand moves horizontally in front of neck.




38. Stamping (foul play: illegal use of boot)
Stamping action or similar gesture to indicate the offence.



39. Punching (foul play)
Clenched fist punches open palm.



40. Dissent (disputing referee's decision)
Outstretched arm with hand opening and closing to imitate talking.



41. Award of drop-out on 22-metre line
Arm points to centre of 22-metre line.



42. Ball held up in in-goal
Space between hands indicates that ball was not grounded.




43. Physiotherapist needed
One arm raised indicates physiotherapist is needed for injured player.



44. Doctor needed
Both arms raised above head indicates a doctor is needed for injured player.



45. Bleeding wound
Arms crossed above head indicates player has bleeding injury and may be temporarily replaced.



46. Timekeeper to stop and start watch
Arm held up in air and whistle blown when watch should be stopped or started.